



iD EXPERT FORM FITTING GUIDE



YOUR TRUSTED PARTNER
IN CONTINENCE CARE



iD EXPERT FORM

iD Expert Form are anatomically shaped pads offering an ideal solution for managing moderate to heavy incontinence in mobile or semi-mobile patients. These products provide high levels of absorption, making the user feel dry and comfortable.

These products should always be worn with iD Expert Fix net pants which help keep the product correctly in place, or the patient's own close fitting underwear.



STEP 1

Start by pulling the iD Expert Fix net pants up to just above the knee, with the top folded down in preparation for securing the pad. Fold the iD Expert Form in half lengthways and gently channel, this activates the anti-leak cuffs.

STEP 2

Pass the pad between the legs from front to back with the backsheet turned away from the skin, then centre the pad by using the wetness indicators as a guide. If the patient is immobile, gently roll them onto their side with one leg slightly raised to prevent them from falling and, with safety in mind, bend the knees to create a channel between the legs.

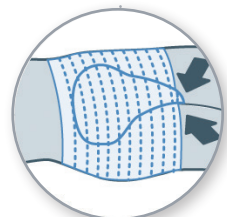
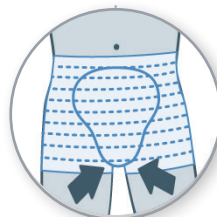
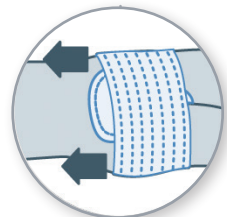
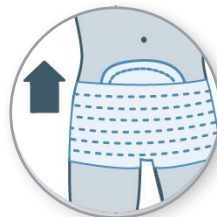
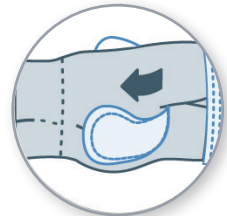
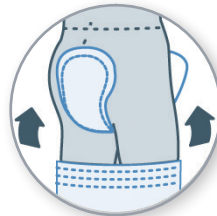
STEP 3

Fan out both the back and the front of the pad horizontally to create a channel shape between the legs. Then smooth out the product, front and back.



STEP 4

Pull up the pants to fit securely over the product, ensuring the pants are fitted well at the top of the legs and that the pad remains closely fitted at the groin. Adjust the pad and pants if required to ensure the user feels comfortable and secure. Remember, iD Expert Form pads should always be worn with close fitting elasticated underwear or iD Expert Fix net pants.



ID FIX NET PANTS ARE AVAILABLE IN THE FOLLOWING SIZES:

Small (Comfort Super):	40 - 80cm
Small (With Legs):	50 - 75cm
Medium (Ultra):	80 - 120cm
Medium (Comfort Super):	60 - 100cm
Medium (With Legs):	70 - 90cm
Large (Ultra):	100 - 130cm
Large (Comfort Super):	80 - 120cm
Large (With Legs):	85 - 110cm
X-Large (Ultra):	120 - 150cm
X-Large (Comfort Super):	100 - 160cm
X-Large (With Legs):	105 - 130cm
XX-Large (Ultra):	140 - 175cm
XX-Large (Comfort Super):	140 - 160cm
XX-Large (With Legs):	115 - 140cm
XXX-Large (Comfort Super):	180 - 195cm



WETNESS INDICATOR

Each pad possesses a wetness indicator which you can identify by looking for two coloured lines (one yellow and the other blue). These are a guide as to when you need to change the product and can be checked without the need to remove the pad.

As you pass urine into the pad the yellow line will gradually turn blue and the blue line will smudge and fade. Once the majority of the lines have changed it is time for you to change and dispose of your pad.

IMPORTANT ADVICE

The use of talcum powder is not recommended, oil based barrier creams may reduce the performance of the pads. If the barrier creams must be used they should be applied sparingly and only on treatable areas.

Used products should be disposed of in the appropriate manner. They cannot be flushed down the toilet.